

WORKBOOK

Julie Kniveton

Angela Llanas

Lina Alvarado



English

Bounce

1

in Chile



EDICIÓN ESPECIAL PARA EL MINISTERIO DE EDUCACIÓN. PROHIBIDA SU COMERCIALIZACIÓN

WORKBOOK

Julie Kniveton

B.A. Hons.
University of Liverpool
TEFL Diploma, Birmingham.

Angela Llanas

LGSM (Licenciate of the
Guild Hall School of Music and Drama)
University of London
RSA Dip. (with distinction).

Lina Alvarado Jantus

Teacher of English
Instituto Profesional
Chileno-Británico.

English



B  **ounce**

1 in Chile

CONTENTS

Unit	Theme	Language
1 p. 4	<ul style="list-style-type: none"> • Greetings • Personal information • Family 	<ul style="list-style-type: none"> • Common expressions: hello, good morning, good bye • Family members: mom, dad, brother, sister, etc.
2 p. 16	<ul style="list-style-type: none"> • Toys • Colors 	<ul style="list-style-type: none"> • Toys: hoop, doll, kite, etc. • Colors: red, blue, yellow, etc.
3 p. 28	<ul style="list-style-type: none"> • Animals 	<ul style="list-style-type: none"> • Animals: alligator, dog, cat, etc.
4 p. 40	<ul style="list-style-type: none"> • School objects • Numbers • Birthdays 	<ul style="list-style-type: none"> • School objects: pencil, eraser, book, etc. • Numbers one to ten. • Birthday words: birthday, cake, candles, etc.
5 p. 52	<ul style="list-style-type: none"> • The alphabet • Parts of the body 	<ul style="list-style-type: none"> • Parts of the body: legs, arms, etc. • The alphabet.
6 p. 64	<ul style="list-style-type: none"> • Commands • Classroom objects 	<ul style="list-style-type: none"> • Commands: walk, touch, run, etc. • Classroom objects: window, door, table, etc.
7 p. 76	<ul style="list-style-type: none"> • Clothes • Weather 	<ul style="list-style-type: none"> • Weather: sunny, cloudy, cold, etc. • Clothes: shoes, shorts, T-shirt, etc.
8 p. 88	<ul style="list-style-type: none"> • Everyday actions • Personal hygiene 	<ul style="list-style-type: none"> • Everyday actions: brush my hair, take a shower, make the bed, etc. • Personal hygiene: shampoo, soap, toothpaste, etc.

YOUR BOOK



Este es tu libro de inglés.
¡Diviértete aprendiendo con él!

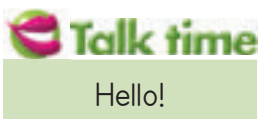


▶ Benny Bounce te ayudará a aprender inglés.



▶ Junto a sus hermanos Bobby y Becky, te acompañará a aprender este nuevo idioma.

Los siguientes íconos te indicarán las actividades que realizarás:



Talk Time

Te invita a hablar practicando el inglés.



Read

Te indica que es tiempo de leer.



Listen

Te indica que es tiempo de escuchar.



Hands on

Te invita a hacer una actividad manual.



Match

Te invita a unir objetos con palabras.



Talk about

Te invita a hablar de un póster al final de cada unidad.



Pay attention

Te invita a poner atención a las instrucciones de tu profesor.



Big Book

Actividades del libro grande de lecturas.

Unit 1 Hello!





You will:


- Listen to songs.
- Say *Hello!* and *Good bye!*
- Talk about the family.

Getting ready

1



2



Mom



Dad

1



BLM
1

Hello! Hi! Goodbye!



Hello, hello, hello, hello, hello!
 Hi, hi, hi, hi.
 Goodbye, goodbye, goodbye,
 Goodbye, goodbye, goodbye,
 Goodbye, goodbye!
 Hello, hi, goodbye,
 Hello, hi, goodbye,
 Hello, hi, goodbye!

2




Hello, hello, hello, hello, hello!

3



Goodbye, goodbye, goodbye, goodbye, goodbye!

1



2



3

 **Talk time**

Hello!

1



What's your name?
My name's Benny Bounce.



Hi! My name's Benny Bounce.



2



Anna

Harry

Lulu

Ricky

3





Dippity dippity!



Dippity dippity doe,
Hello, hello, hello.
Dippity dippity dame,
What's your name?



Dippity dippity do,
How are you?
Dippity dippity do,
Fine, thank you.



Now bounce in time,
And ask the next in line.
Dippity dippity die,
Let's say goodbye.



1 Hello.

Fine, thank you.

2 What's your name?



Hello.

3 How are you?

Goodbye.

4 Goodbye.

My name's _____.



1



2





This is my family.



1 This is my mom.

4 This is my brother.

2 This is my dad.

5 This is my grandma.

3 This is my sister.

6 This is my grandpa.



This is my mom / dad / sister /
brother / grandma / grandpa



1



mom



brother



grandma



dad



sister



grandpa

2

Talk about ... your family

1



2

This is my family.

3



1.



2.



Unit Test 1

Points

1 

___ / 4

1



2



3




4



2

___ / 2



1 This is my grandma / grandpa.

2 This is my mom / dad.

Total: ___ / 6

0 - 2	3 - 4	5 - 6
		

Unit **2** My toys



You will:

- Listen to a song.
- Read and listen to a story.
- Identify colors.
- Talk about toys.


Getting ready

1



My toys

2



1



BLM
2



hoop



doll



drum



teddy bear



ball



kite

2



Lesson
1

1



2



- 1 Look! This is my doll.
- 2 Look! This is my ball.
- 3 Look! This is my hoop.




- 4 Look! This is my teddy bear.
- 5 Look! This is my drum.
- 6 Look! This is my kite.


1



I have a kite.



Henry



Pippa

2



3

I have a teddy bear and a ball.

4



I have a ball.

1

1 I _____ drum.

2 I have a _____ a teddy bear.

3 I have _____ have a ball.



2



brother

grandma

mom

1	2	3

1



red



blue



yellow



orange



green



pink

2

red



blue



green



pink



orange



yellow


3



Sing the colors!

Green, red, pink, orange, yellow, blue,
Green, red, pink, orange, yellow, blue,
Green, red, pink, orange, yellow, blue,
Green, red, pink, orange, yellow, blue.

You can sing the colors, too!
It's a rainbow of fun!
You can sing the colors, too!
Come on everyone!




Green, red, pink, orange, yellow, blue,
Orange, yellow, blue,
Orange, yellow, blue,
Green, red, pink, orange, yellow, blue.
Green, red, pink,
Green, red, pink,
Green, red, pink, orange, yellow, blue,
Green, red, pink, orange, yellow, blue!

1 



It's blue.

2



3 

1 I have a . It's .

4 I have a . It's .

2 I have a . It's .

5 I have a . It's .

3 I have a . It's .

6 I have a . It's .

4 



WAIT FOR ME!



Hello, Miss Butterfly. What's your name? Wait for me!



I'm Fred! Wait for me, Miss Butterfly. Look, I have a balloon. It's red.



Wait for me, Miss Butterfly. Look, I have a balloon. It's orange.




Look, I have a kite. It's pink. Goodbye, Miss Butterfly.



Talk about ... your toy closet

1



2

I have a kite in my toy closet. It's green.

3



1.



brothers



sisters



dad -- mom

2.



My name's Vero.



My name's Bruno.



My name's Damian.

Unit Test 2

Points


1

- kite
- drum
- doll
- teddy bear
- hoop
- ball




___ / 6

2



green



yellow

___ / 2

3



I have a drum.
It's orange.



___ / 2

Total: ___ /

0 - 3	4 - 7	8 - 10

Unit 3 Animals



You will:

- Listen to a song.
- Talk about animals.
- Identify animals.

Getting ready

1



2 

3



1



alligator



dog



owl



cat



iguana



rabbit

2



Lesson 1




1



an + a, e, i, o, u



an



2




1



What is it?
It's a dog.

1 What is it?

It's a rabbit.




2 What is it?

It's a / an iguana.




3 What is it?

It's a / an cat.




4 What is it?

It's a / an alligator.



5 What is it?

It's a / an dog.



6 What is it?

It's a / an owl.

2



Talk time

It's an iguana.
It's green.

3





Be a dog!



Look! Look! Look and see!
Be a dog, be a dog with me!
Woof, woof, woof!

Look! Look! Look and see!
Be a cat, be a cat with me.
Meow, meow, meow!




Look! Look! Look and see!
Be a rabbit, be a rabbit with me.
Thump, thump, thump!




Look! Look! Look and see!
Be an owl, be an owl with me!
Hoot, hoot, hoot!

Hoot!



to Unit 2

- 1 A blue / green cat.
- 2 A yellow / red dog.
- 3 A green / blue giraffe.
- 4 An orange / yellow lion.



1	2-3	4

1 



elephant



tiger



ostrich



lion



monkey



giraffe

2

1 It's a a / an l i o n.


2 It's a / an e l e p h a n t.

3 It's a / an m o n k e y.

4 It's a / an g i r a f f e.

5 It's a / an o s t r i c h.

6 It's a / an t i g e r.



1



It isn't a monkey.

1



It isn't an iguana.

It's a giraffe.

2



It isn't a lion.

It's a monkey.

3



It isn't an ostrich.

It's an elephant.

4



It isn't an alligator.

It's a tiger.

5



It isn't a monkey.

It's an ostrich.

6



It isn't a tiger.

It's a lion.

1



2



1 It is / It isn't an alligator.



3 It is / It isn't a giraffe





2 It is / It isn't an elephant



4 It is / It isn't an iguana





3



Talk about ... animals

1





2

What is it? It's a / an tiger.

3



1.



2.



I have a cat.
He's very fat.

He likes eating fish
And licks his dish.

His name is Jet.
He's a great pet.

He sleeps on top
Of an old green mop.

Unit Test 3

Points

1



dog

3



tiger

cat


lion

2



ostrich

4



elephant

owl

alligator

2


an iguana
a cat
a rabbit
an alligator



3



It isn't a monkey.
It's an ostrich.



___ / 4

___ / 4

___ / 2

Total: ___ /

0 - 3	4 - 7	8 - 10

Unit 4 My school things

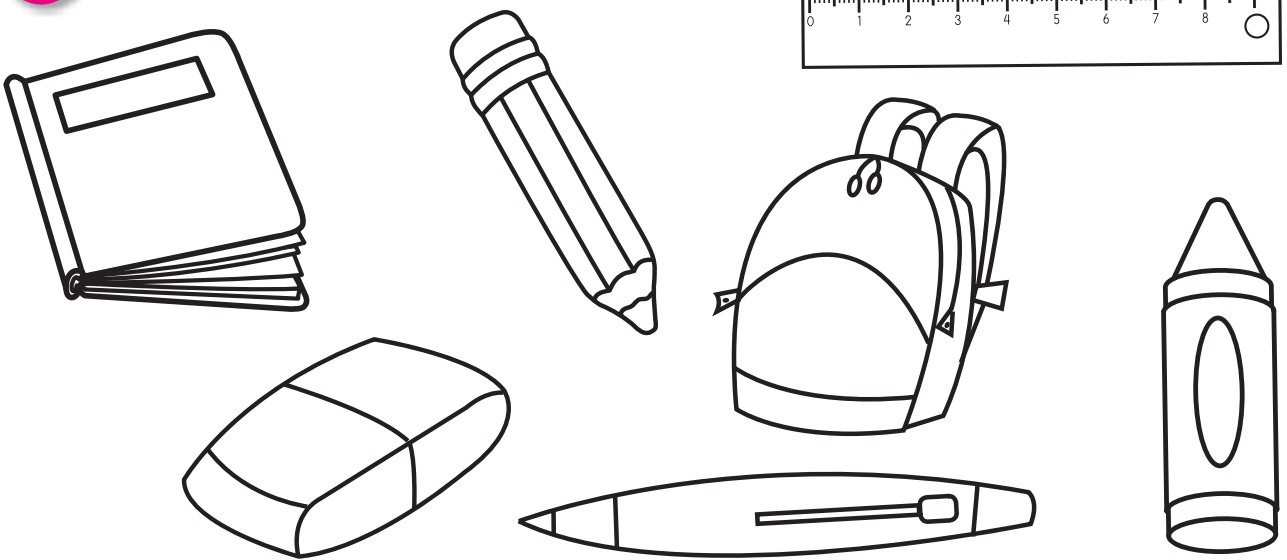


You will:


- Read and listen to a poem.
- Read and listen to a story.
- Count to ten.
- Talk about school things.

Getting ready


1




2




a white dog



a blue elephant



a green cat



a yellow lion

1 



eraser



BLM
3



pen



book



pencil



ruler


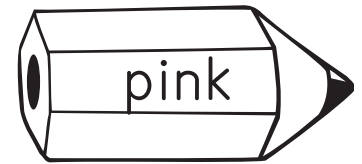

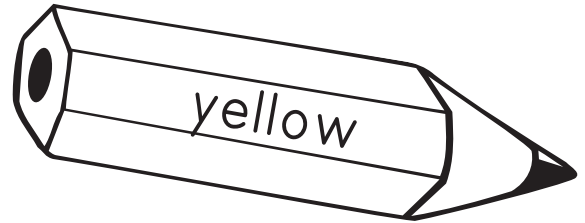



crayon


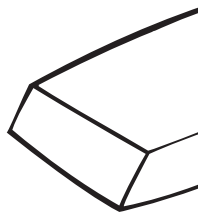

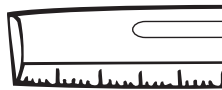
2 

1

Draw a book.
Color the book pink.



2




1



It's a green ruler.



- 1 It's a  green ruler.
- 2 It's an  orange pen.
- 3 It's a  blue book.
- 4 It's a  yellow eraser.
- 5 It's a  pink crayon.
- 6 It's a  red pencil.

2



- 1 a / an ostrich
- 2 a / an iguana


- 3 a / an giraffe
- 4 a / an rabbit



1	2	3
		



THE COLOR TRAIN



Jump on the color train,
Green's for me.

Look how exciting
Colors can be!

Green, green, green!
Green, green, green!



1



1

one

2

two

3

three

4

four

5

five

6

six

7

seven

8

eight

9

nine

10

ten

2



Count some more!



1, 2, 3 and 4,
 Clap your hands and count some more!
 5, 6, 7, now,
 Clap your hands, show us how.
 8 and 9 and then there's 10,
 Clap your hands and start again!
 1, 2, 3 and 4,
 Snap your fingers and count some more!
 5, 6, 7, now,
 Snap your fingers, show us how.
 8 and 9 and then there's 10,
 Snap your fingers and start again!



1, 2, 3 and 4,
 Stamp your feet and count
 some more!
 5, 6, 7, now,
 Stamp your feet, show us how.
 8 and 9 and then there's 10,
 Stamp your feet and start again!



3



1 



Happy birthday, Benny Bounce!




How old are you?
I'm seven.



How old are you, Benny Bounce?

2



3

 **Talk time**

How old are you?
I'm...

1



2



HAPPY BIRTHDAY!



Megan: Hi, Mom. Yummy! What is it?
Mom: It's a birthday cake. It's Toby's birthday today.



Susan: Look, an orange tiger! Oh look! Six candles on the cake! 1, 2, 3, 4, 5, 6.



All: Happy birthday, Toby!
Toby: But I'm seven today.



Mom: Of course you are seven!

3

Happy birthday, Toby!



Talk about ... your party

1



2

- 1 It's a drum.
- 2 It's a ball.

3



1.



mom



dad



sister

2.

Happy birthday,
_____!



I'm _____!



How old
are you,
_____?



Unit Test 4

Points

1



pink



red



green

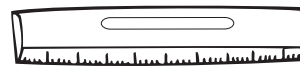

___ / 3

2



1 It's a blue ruler.

2 It's a green book.



___ / 2

3

1 eight 8

4 three _____

2 five _____

5 nine _____

3 one _____


6 four _____

___ / 5

Total: ___ /

0 - 3	4 - 7	8 - 10

Unit 5 ABC




Ministerio de Educación.
e
cc
Prohibida su comercialización.

You will:

- Listen to songs.
- Give personal information.
- Identify parts of the body.
- Learn the alphabet.

Getting ready

1



___ ook



___ rayon

5

___ ive



___ iraffe



___ encil

10

___ en

2

1 one

6 six

2 two

7 seven

3 three

8 eight

4 four

9 nine

5 five

10 ten

1 



The alphabet song



Come on, kids!
 Let's sing the alphabet song!
 a, b, c, d, e, f,
 Sing the alphabet song!
 g, h, i, j, k, l,
 Come on, sing along!
 m, n, o, p, q, r,
 The alphabet song is best by far!
 s, t, u, v, w, x, y, z,
 Sing the alphabet song with me!

y

j

o

c


k

u



2 

3

a b  c d e f _ h i
 _ _ l m n _ p q r
 s t _ v w x _ z

1 



What's your name?
I'm...

2  



Hi!
I'm Benny Bounce.

Hi!
How do you spell Benny?

B-e-n-n-y.
What's your name?

Julia.
J-u-l-i-a.

3 

4

What's your name?

I'm Benny Bounce.

1

1 _____	4 _____
2 _____	5 _____
3 _____	6 _____

2

1 _____	4 _____
2 _____	5 _____
3 _____	6 _____

3




Benny Bounce's telephone number is 2 ____ 7 0 9 ____ 6.




4

Name: _____

 _____

Name: _____

 _____

1



I like...



Hoop



Doll



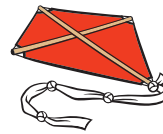
Drum



Teddy bear



Ball



Kite



I like my _____,
my _____ and my
_____.

I like my _____,
my _____ and my
_____.



2



 **Talk time**

3

I like my doll.

1



leg



arm



hand



foot



head



tummy



legs



arms



hands



feet

2

1 _____

2 _____

3 _____



4 _____

5 _____

6 _____



3



1 

This is my hand.
These are my hands.



This is my hand.



This is my foot.



These are my hands.




These are my feet.



This is my arm.



This is my leg.



These are my arms.



These are my legs.

1



The happy body song



This is the happy body song.
 Let's all sing it. It won't take long!
 My body's happy,
 What about you?
 Sing the song. I'll sing it too!



Clap your hands!
 Clap to the beat!
 Stamp! Stamp! Stamp!
 Stamp those feet!
Chorus



Pat your tummy!
 Pat! Pat! Pat!
 Nod your head!
 Just like that!
Chorus

Shake your legs!
 Shake! Shake! Shake!
 And now relax,
 Let's take a break!
Chorus



to Unit 4

1	1	2	3	4	_____
2	3	4	5	6	_____
3	6	7	8	9	_____
4	5	6	7	8	_____



1	2-3	4

Talk about ... the alphabet

1



2

How do you spell  ? a - p - p - l - e

3

How do you spell ...?

1.



This is my head.

These are my arms.



This is my hand.



2.

Unit Test 5

Points

1 

___ / 4



1 _____ 2 _____ 3 _____ 4 _____

2

___ / 3

1 This is my arm / foot.



3 These are my hands / legs.



2 This is my head / foot



Total: ___ / 7

0 - 3	4 - 5	6 - 7
		

Unit 6 Do it!



Ministerio de Educación.
e
cc
Prohibida su comercialización.

You will:

- Read and listen to a song.
- Follow and give instructions.
- Read and listen to a story.
- Talk about instructions at the zoo.

Getting ready

1



2

a. h _ _ d

b. _ _ nd

c. l _ g

d. f _ o _



1



BLM
4



touch



walk



jump



floor



window



run



door



wall

2



Lesson
1

1



Walk to the window.



Jump to the wall and touch your head.

2



Do it!



Walk to the window and touch your nose!
Run to the door and touch your toes!
Jump to the wall and touch your head!
Fall on the floor! It's time for bed!



3



 **Talk time**

Touch your arms!

4

1

- 1 Touch your head!
- 2 Jump to the chair!
- 3 Run to the table!
- 4 Walk to the door!
- 5 Touch your arms!




2



1

I can jump to the door!



2


1 I can jump to the door!

2 I can walk to the door!


3 I can run to the window!

4 I can touch the floor!

1



stand up




read




close



sit down



open



look

2



1 Look _____ at the story book, please.



2 Sit down please, Benny.



3 Open your books, please.



4 Stand up, please.




5 Close your books, please.



6 Read the sentence, please.

1 

Don't close
the door!



2




- 1 Walk! Don't walk!
- 2 Run! Don't run!
- 3 Close! Don't close!
- 4 Sit down! Don't sit down!
- 5 Stand up! Don't stand up!



a b o e a d

f e r t m y s

e h d

1	2-3	4
		

1 ⚠️

2 🌐 📖

POOR MOM !



Mom: Josh, close the window, please.
Josh: What, Mom?
Mom: Close the window!



Annie: Look, Mom! Look at Rover!
Mom: No, Annie!
Annie: Oh dear.



Mom: Josh, walk the dog, please!
Josh: What, Mom?
Mom: Walk the dog!



Mom: Don't close the car door!
Dad: What, honey?
Mom: Don't close the car door!

3 ⚠️

Talk about ... the zoo trip

1



1 Don't touch the lion!

3 Jump!

2 Don't open the lunch box!

4 Read the sign!

2



Close the door!

3



1.

I can swim!

a

I can touch my toes!

b

I can run!

c


I can't swim!

d

1




2



3



4



2.

1 Kevin can touch his toes.

True / False

2 Alfie can run.

True / False

3 Kevin can swim.

True / False

4 Alfie can swim.

True / False

Unit Test 6

1

run
walk
jump



___ / 3

2

Sit Stand Open Read

1 _____ down.

3 _____ the story.

2 _____ the box.

4 _____ up.

___ / 4

3



Don't sit down. / Sit down.



Look. / Don't look.



Open the door. / Don't open the door.



Don't sit down. / Sit down.

___ / 3

Total: ___ / 10

0 - 3	4 - 7	8 - 10

Unit 7 In my closet



Ministerio de Educación.
e
cc
Prohibida su comercialización.

You will:

- Listen to a song.
- Identify and describe clothes.
- Read and listen to a story.
- Talk about the weather.

Getting ready

1



2



sun /rain



snow /wind



wind /rain



wind /sun

1



BLM
5

shorts



shoes



pants

T-shirt



sweater

coat

dress



sandals

2





Lesson
1

1 



He's / She's wearing
a red sweater.

2 



3

- 1 Tom's wearing , green shorts a yellow T-shirt and brown sandals.
- 2 Samantha's wearing a pink and purple dress and white shoes.
- 3 Jason's wearing black pants and a red sweater.
- 4 Melinda's wearing a blue dress and a blue and green coat.

1

1 What's Tara wearing?
She's wearing a yellow dress.

2 What's Julian wearing?
He's wearing an orange T-shirt.



2

Tara

1 Tara's wearing
a purple coat.


2 Tara's wearing
brown shoes.



Julian

1 Julian's wearing
brown shorts.

2 Julian's wearing
black sandals.



to Unit 6

- 1 Run to the door!
- 2 Touch your head!
- 3 Walk to your chair!
- 4 Sit down please!



1	2 - 3	4

1



I'm wearing a red T-shirt.



2



I'm wearing blue pants.

3



In my closet


Shorts, shorts,
Yellow and blue,
In my closet,
And the T-shirts too!
In my closet!

Sweaters, sweaters,
Red and black,
On the shelf,
At the back!
In my closet!

Shoes, shoes,
To walk and run,
And my sandals,
For the sun!
In my closet!



1



sunny




windy




rainy



cloudy



snowy



cold

2



1 It's sunny .




3 It's cloudy.



5 It's rainy.



2 It's snowy...



4 It's cold.



6 It's windy.




1



It's rainy. He / She isn't wearing shorts.

1			<input checked="" type="checkbox"/>		<input checked="" type="checkbox"/>
2			<input type="checkbox"/>		<input type="checkbox"/>
3			<input type="checkbox"/>		<input type="checkbox"/>
4			<input type="checkbox"/>		<input type="checkbox"/>

2

- 1  It's snowy. She isn't wearing shorts.
She's wearing a coat and a hat and shoes.
- 2  It's rainy. She isn't wearing sandals. She is wearing a coat, pants, and shoes.
- 3  It's windy. He isn't wearing a T-shirt. He's wearing a sweater, a coat, and shoes.



MY FAVORITE CLOTHES



Damian: It's cloudy, Patsy! Don't wear those clothes to the park. Put your coat on!

Patsy: No! I'm wearing my shorts and my T-shirt! They're my favorite clothes!



Damian: Run, Patsy! It's cloudy and it's cold!

Patsy: No! I'm not wearing my sports shoes. I'm wearing my sandals!

Damian: Girls!



Damian: Look, Patsy! It's rainy now. And I have a coat!



Patsy: Look! I have a coat too. Isn't it neat? And black's my favorite color! Now don't talk anymore. Let's play!



- coat • shoes • dress
- shorts • sweater • T-shirt
- pants • sandals

Talk about ... the weather

1



2

Point to the ...

Is it sunny?

What color is the ...?

I have a ...

It's windy.

The girl is wearing ...


My favorite clothes are...

1.

1 What's the weather like?



2 What's Matt wearing?



2.



It is Matt's dog!

Unit Test 7

Points


1



- 1 T-shirt
- 2 shorts
- 3 sandals

___ / 3

2



Lara Pippa

1 Daniel's wearing a T-shirt and pants.

True / False

2 Pippa's wearing a sweater, pants and shoes.

True / False



Daniel Karl


3 Karl is wearing a T-shirt, shorts, sneakers and a hat.

True / False

___ / 3

3

- 1 It's cloudy.
- 2 It's cold.
- 3 It's rainy.
- 4 It's sunny.



Total: ___ / 10

0 - 3	4 - 7	8 - 10

Unit 8 My daily routine




Ministerio de Educación.
ecc
Prohibida su comercialización.

You will:


- Read and listen to a song.
- Identify actions.
- Read and listen about morning routine.
- Talk about daily routine.

Getting ready

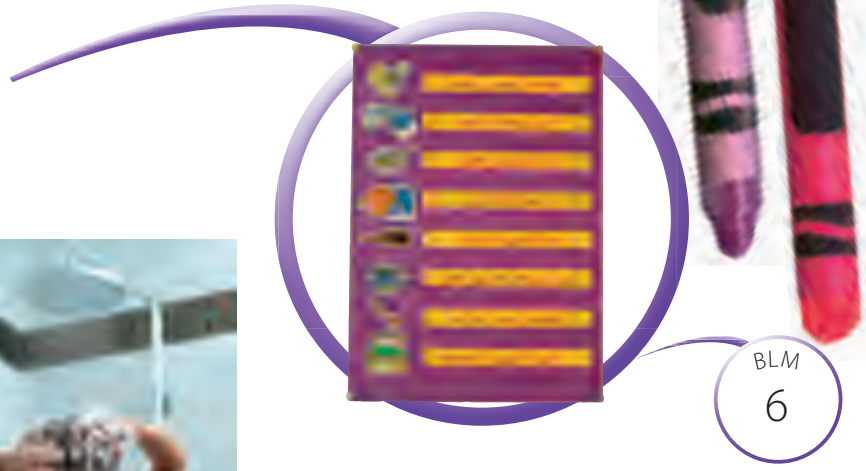
1



2



1



BLM
6



I brush
my hair



I take a
shower



I get
dressed



I wash
my hands



I brush
my teeth



I have
breakfast



I make
my bed



I put my
shoes on

2



Lesson
1


1



I brush my teeth.
 I take a shower.
 I wash my hands.
 I make my bed.
 I have breakfast.
 I brush my hair.
 I put my shoes on.
 I get dressed.



to Unit 7



right	wrong

1



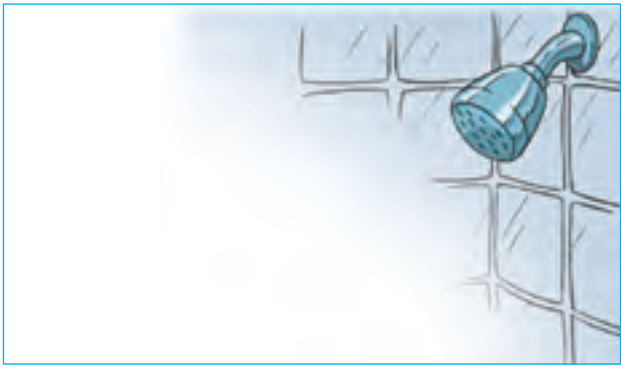
I brush my teeth.



1 I brush my teeth.



4 I brush my hair



2 I take a shower



5 I get dressed



3 I make my bed



6 I have breakfast



Clean time Calypso



Every morning, what do I see?
 Someone in the mirror,
 Looking at me!
 I brush my teeth
 And I take a shower,
 Because it is my clean time hour!

Every morning, what do I see?
 Someone in the mirror,
 Looking at me!
 I wash my hands,
 And then I get dressed,
 I go to school looking my best.



Every morning, what do I see?
 Someone in the mirror,
 Looking at me!
 I brush my teeth,
 And I take a shower
 Because it's my clean time hour!
 Every morning, what do I see?
 Someone in the mirror,
 Looking at me!
 I wash my hands,
 And then I get dressed,
 I go to school looking my best!




1



shampoo




soap



toothbrush



toothpaste



hairbrush



comb

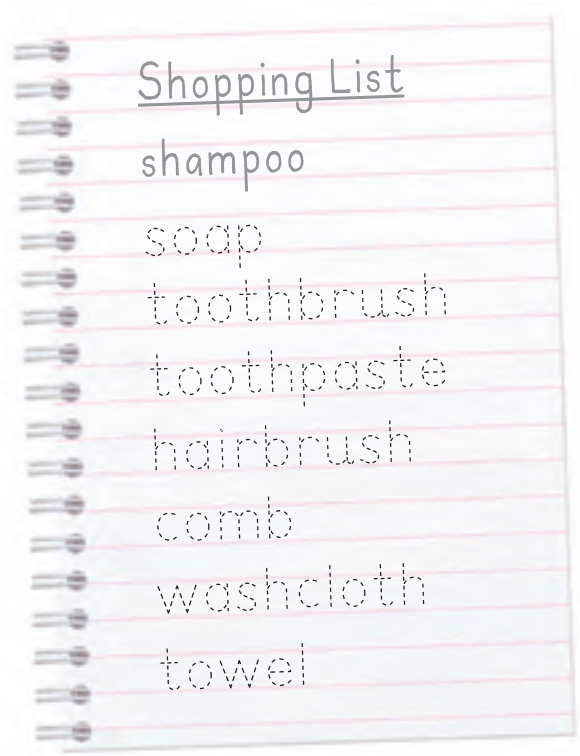


washcloth



towel

2



 **Talk time**



I have shampoo
and a toothbrush
on my list.

3

1



I don't have a towel.



1 I don't have a towel.

2 I don't have a hairbrush or a comb.

3 I don't have toothpaste.

4 I don't have shampoo.

5 I don't have a washcloth

6 I don't have a toothbrush.

7 I don't have soap.

2




Shopping List



1 

2 



I am Greg. I take a shower every morning. I brush my hair. I get dressed. I don't have breakfast. I don't brush my teeth. I make my bed.

3



Ministerio de Educación.
e
cc
Prohibida su comercialización.

Talk about ... starting the day

1



2

Every morning, I ...

I don't...

I have ...

1.

MY MORNING ROUTINE



2.



Unit Test 8

Points

1 

___ / 4

Every morning...

1



I brush my teeth.

2



I get dressed.

3



I brush my hair.

4



I wash my hands.

2

___ / 2



c _ _ b
















b r _ s _

Total: ___ / 6

0 - 2	3 - 4	5 - 6
		

THEMATIC INDEX

Topics and vocabulary		Page
• Greetings		4 - 9
• Family members		10 - 13
• Toys		18 - 21
• Colors		22 - 25
• Animals		28 - 37
• School things		40 - 45
• Numbers, 1 to 10		46 - 49
• The alphabet		52 - 57
• Parts of the body		58 - 61
• Commands		64 - 73
• Clothes		76 - 81
• Weather		82 - 85
• Everyday actions		88 - 97

GLOSSARY

Unit 1



grandma



mom



sister



grandpa



dad



brother

Unit 2



hoop



doll



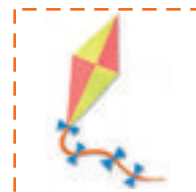
drum



teddy bear



ball



kite



green



red



pink



orange



yellow



blue

Unit 3



alligator



dog



cat




iguana




owl




rabbit




elephant




tiger




ostrich



lion



monkey




giraffe

Unit 4



eraser




pen




book



pencil



crayon

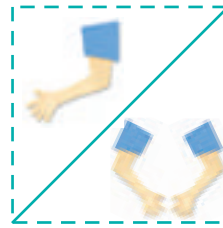


ruler


Unit 5




leg-legs



arm-arms



foot-feet



hand-hands



head



tummy

Unit 6



walk




run




jump




touch



floor



window



door




wall




stand up



sit down




read



open



close



look

Unit 7



shorts



T-shirt



shoes



pants



sweater



sandals



coat



dress



sunny



windy




rainy



cloudy




snowy



cold

Unit 8



brush my hair



take a shower



get dressed



wash my hands



brush my teeth




have breakfast



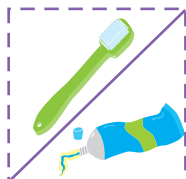
make my bed



put my shoes on



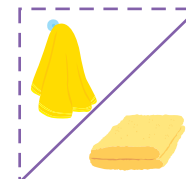
shampoo and soap



toothbrush and toothpaste



hairbrush and comb



washcloth and towel

ANSWERS

Unit 1

Página 5

Getting ready

Ex. 1. Hello!, Good bye!

Página 7

Ex. 1. hello, goodbye.

Página 8

Ex. 1. Los estudiantes se dibujan aquí, trazan la pregunta, parte de la respuesta y escriben su nombre.

Página 9

Ex. 2. 1. Hello. Hello.
2. What's your name? My name's (nombre del estudiante).
3. How are you? Fine, thank you.
4. Goodbye. Goodbye.

Página 11

Ex. 1. mamá, papá, hermano, hermana, abuelo, abuela.

Página 14



Ex. 1. Los estudiantes trazan las palabras que aparecen en los globos de texto: Hello!, Hi!, Good morning!

Ex. 2. Los estudiantes hacen un dibujo del perro que el payaso le hizo al niño con el globo.

Página 15

Unit Test 1



2. Los estudiantes deben dibujar un círculo alrededor de una de las palabras indicando la persona de su familia que dibujaron.

Unit 2

Página 17

Getting ready

Ex. 1. My toys

Página 20

Ex. 1. Los estudiantes dibujan un círculo azul alrededor de los juguetes de Henry:

hoop , ball y drum , y un círculo amarillo alrededor de los juguetes de Pippa: doll , teddy bear y kite .

Página 21

Ex. 1. 1. I have a ball.
2. I have a drum.
3. I have a teddy bear.

Bounce Back

brother , grandma , mom

Página 23

Ex. 1. teddy bear, drum, doll, kite, ball

Ex. 2. Los estudiantes colorean los juguetes según el lápiz de cera debajo de cada uno: aro azul, osito amarillo, tambor rojo, muñeca rosada, volantín verde y pelota anaranjada.

Ex. 3. 1. hoop, blue.
2. drum, red.
3. kite, green.
4. teddy bear, yellow.
5. doll, pink.
6. ball, orange.

Página 24

Ex. 3. Los estudiantes colorean en la historia.
2. globo rojo.
3. globo anaranjado.
4. volantín rosado.

Página 26



Ex. 1. brothers, sisters, dad, mom.

Ex. 2. My name is Bruno. My name's Vero. My name's Damián.

Página 27

Unit Test 2

- 1 kite drum
doll hoop
teddy bear ball
2 green yellow

3 Los estudiantes deben dibujar un tambor anaranjado.

Unit 3

Página 29

Getting ready

Ex. 3. 1. verde 2. amarillo 3. anaranjado. 4. rojo.

Página 31

Ex. 2. an iguana, a cat, an owl, a dog, a rabbit, an alligator.

Página 32

Ex. 2. 1. a 2. an 3. a. 4. an. 5. a. 6. an.

Página 33

Ex. 1. dog, cat, rabbit.

Bounce Back

1. blue. 2. yellow. 3. green. 4. orange.

Página 34

Ex. 2. 1. It's a lion
2. It's an elephant.
3. It's a monkey.
4. It's a giraffe.
5. It's an ostrich.
6. It's a tiger.

Página 35

Ex. 1. 1. giraffe. 2. monkey. 3. elephant. 4. tiger.
5. ostrich. 6. lion.

Página 36

Ex. 1. owl, iguana, cat.

Ex. 2. 1. It isn't an alligator.
2. It isn't an elephant.
3. It isn't a giraffe.
4. It isn't an iguana.

Ex. 3. 1. 2. 3.

Página 37

Ex. 2. What is it? It's a giraffe. / a tiger. / a monkey. / an elephant.

Página 38



Ex. 1. Los estudiantes encierran en un círculo al gato.

Página 39

Unit Test 3

- 1 1. dog 2. owl 3. tiger 4. elephant
2 an iguana a cat
a rabbit an alligator
3 Los estudiantes deben dibujar un avestruz.

Unit 4

Página 41

Getting Ready

Ex. 2. un perro blanco, un gato verde,
un elefante azul, un león amarillo.

Página 43

Ex. 1. Los estudiantes colorean los lápices:

blue , green , orange ,
yellow , pink , red .

Ex. 2. Dibujos completos y coloreados: regla amarilla, goma verde, lápiz anaranjado, libro rosado, lapicera azul, lápiz de cera rojo.

Página 44

- Ex. 1.** 1. regla verde.
2. lapicera anaranjada.
3. libro azul.
4. goma amarilla.
5. lápiz de cera rosado.
6. lápiz rojo.

Bounce Back

1. an. 2. an. 3. a. 4. a.

Página 45

Ex. 2. blue, pink, orange, red, yellow, green.

Página 47




Ex. 1. 7.

Página 48

Ex. 1. 7

Página 50



Ex. 1.  - dad.  - sister.  - mom.

Página 51

Unit Test 4

1



2

1. It's a blue ruler. 

2. It's a green book. 

3

2. five - 5

3. one - 1

4. three - 3

5. nine - 9

6. four - 4

Unit 5

Página 53

Getting ready

Ex. 1. book, giraffe, crayon, pencil, five, ten.

Ex. 2. one, two, three, four, five, six, seven, eight, nine, ten.

Página 54

Ex. 3. g, j, k, o, u, y.

Página 56

Ex. 3. 2170936

Página 57

Ex. 1. Estuche: crayon, book, pen, pencil, ruler.

Granero: cat, dog, elephant, lion, tiger.

Ex. 2. hoop, doll, bear, ball.

Página 58

Ex. 2. 1. head. 2. arms. 3. hand. 4. tummy.

5. legs. 6. feet.

Página 59

1. This is my hand

2. These are my hands.

3. arm

4. arms

5. foot

6. feet

7. leg.

8. legs.

Página 60

Bounce Back

1. 5 2. 7 3. 10 4. 9

Página 61

Ex. 2. apple.

Página 63

Unit Test 5

1 alligator, cat, elephant, tiger.

2 1. arm. 2. foot. 3. legs.

Unit 6

Página 65

Getting ready

Ex. 1. correr, saltar, caminar, tocarse la cabeza.

Ex. 2. a. head. b. hand. c. leg. d. foot.

Página 67

Ex. 1. Jump to the wall and touch your head.

Ex. 3. Los estudiantes escuchan y realizan las acciones:

1. Walk to the wall! (¡Caminen hacia la pared!)
2. Touch your legs! (¡Tóquense las piernas!)
3. Jump to the door! (¡Salten hacia la puerta!)
4. Touch your head! (¡Tóquense la cabeza!)
5. Run to the window! (¡Corran hacia la ventana!)
6. Touch your feet! (¡Tóquense los pies!)

Página 68

Ex. 2. 1. Elefante tocándose la cabeza.

2. Canguro saltando a la silla.
3. Oso corriendo hacia la mesa.
4. Caimán caminando hacia la puerta.
5. Pulpo tocándose los brazos.

Página 69

Ex. 1. 1. puerta. 2. pared. 3. ventana. 4. piso.

Ex. 2. 1. I can jump to the door.
2. I can walk to the door.
3. I can run to the window.
4. I can touch the floor.

Página 70

Ex. 2. 1. Look
2. Sit down
3. Open
4. Stand up
5. Close
6. Read

Página 71

Ex. 1. 1. Walk!

2. Run! (¡Corre!)
3. Close the door! (¡Cierra la puerta!)
4. Sit down! (¡Siéntate!)
5. Stand up! (¡Párate!)

Ex. 2. 1. Don't walk!

2. Don't run!
3. Don't close!
4. Don't sit down!
5. Don't stand up!

Bounce Back

arms, feet, body, head.

Página 72

Ex. 1. La mamá de la historieta está muy enojada.

Página 73

Ex. 2. Close

Página 74



Ex. 1. a - 3. b - 2. c - 4. d - 1.

Ex. 2. 1. True. 2. False. 3. False. 4. True.

Página 75

Unit Test 6

1

1. run



2. walk



3. jump



2

1. Sit. 2. Open. 3. Read. 4. Stand

3

1. Don't sit down.
2. Open the door.
3. Look.
4. Don't sit down.

Unit 7

Página 77

Getting Ready



Ex. 2. sun, snow, rain, wind.

Página 79

Ex. 1. dress, pants, T-shirt, short, shoes, sandals



Ex. 3. 1. green shorts, a yellow T-shirt, brown sandals.
 2. pink and purple dress, white shoes.
 3. black pants, red sweater.
 4. blue dress, blue and green coat.

Página 80

Ex. 1. 1. yellow dress.

2. orange T-shirt.

Ex. 2. 1. (abrigo rosado).

2. (shorts café).

3. (zapatos café).

4. (sandalias negras).

Bounce Back

Los estudiantes actúan las órdenes:

1. Corre a la puerta.

2. Tócate la cabeza.

3. Camina hacia la silla.

4. Siéntate, por favor.

Página 82

Ex. 1. 1. It's sunny. 2. It's snowy. 3. It's cloudy.
 4. It's cold. 5. It's rainy. 6. It's windy.

Página 83

Ex. 1. 1. snowy: ✓ X

2. rainy: X ✓.

3. windy: X ✓.

4. sunny: ✓ X.

Ex. 2. 1. snowy, shorts, coat, hat, shoes.
 2. rainy, sandals, coat, pants, shoes.
 3. windy, T-shirt, sweater, coat, shoes.

Página 84

Ex. 1. pants, coat, T-shirt, shorts, sandals.

Ex. 3. Las prendas que no se mencionan en la historia son: dress, sweater, pants.

Página 86



Ex. 1. 1. 2. , .

Ex. 2. Los estudiantes trazan el dibujo y descubren que es el perro de la historia.

Página 87

Unit Test 7

1. 1. T-shirt - polera de Becky Bounce.
 2. shorts - shorts de Becky Bounce.
 3. sandals - sandalias de Becky Bounce.

2. 1. True. 2. False. 3. True.

3. 1. It's cloudy.

2. It's cold.

3. It's rainy.

4. It's sunny.

Unit 8

Página 89

Getting ready

- Ex. 1.** 1. (peinarse).
2. (lavarse el pelo).
3. (lavarse los dientes).
4. (hacer la cama).
5. (cepillarse el pelo).
- Ex. 2.** 1. (peine-niña peinándose).
2. (jabón – niño en la ducha).
3. (cepillo de dientes – niña cepillándose los dientes).
4. (polera – niño vistiéndose).

Página 91

- Ex. 1.** 1. I get dressed  .
2. I wash my hands.  .
3. I brush my teeth  .
4. I have breakfast  .
5. I take a shower  .
6. I make my bed  .
7. I put my shoes on  .
8. I brush my hair  .

Bounce Back

Los estudiantes hacen un tick (✓) en el cuadro correspondiente al clima del día.

Página 92

- Ex. 1.** 2. Becky Bounce toma una ducha.
3. Becky Bounce hace la cama.
4. Becky Bounce se cepilla el pelo.
5. Becky Bounce se viste.
6. Becky Bounce toma desayuno.

Página 93

- Ex. 2.** Brush my teeth, take a shower, wash my hands, get dressed.
Ex. 3. morning, me, brush, take, time, morning, see, mirror, me, wash, hands, get, I, school.

Página 94

- Ex. 2.** Los estudiantes trazan las palabras que van en su propia lista de compras.

Página 95

- Ex. 1.** 1. c. 2. d. 3. f. 4. b. 5. e. 6. a. 7. g.
Ex. 2. Una toalla, un peine, una pasta de dientes, un champú, una toalla de manos, un cepillo de dientes, un jabón.

Página 96

- Ex. 1.** take a shower, brush (my hair), get dressed, brush (my teeth), make my bed.

Página 98



- Ex. 1.** Cuadro 1 – 4. Cuadro 2 – 1. Cuadro 3 – 3. Cuadro 4 – 2.
Ex. 2. Los estudiantes dibujan a la abejita Betsy Bee tomando desayuno.

Página 99

Unit Test 8

- 1** 1. I get dressed.
2. I brush my hair.
3. I wash my hands.
4. I brush my teeth.
- 2** comb, brush.

BIBLIOGRAPHY

- Adams, M.J. et al. (2000). *Phonemic Awareness in Young Children: A Classroom Curriculum*. Baltimore, MD: Paul H. Brooks Publishing Co.
- Burke, J. (2003). *Reading Reminders - Tools, Tips, and Techniques*. (1st ed.). Portsmouth, NH: Boynton / Cook.
- Corbeil, J.C, Archambault, A. (1992). *The Macmillan Visual Dictionary*. (pp. 77 – 112, 150 – 152, 219 – 250, 349 - 355). New York: Macmillan Publishing Company.
- Fox, Gwyneth associated editor et al. (2007). *Diccionario Macmillan Castillo Español – Inglés, Inglés - español*. (1st ed.). Mexico DF: Editorial Macmillan de México S.A. de C.V.
- Littlejohn, A., & Hicks, D. (2007). *Primary Colours, Pupil's Book 3*. Cambridge: Cambridge University Press.
- Loyd, S. (2000). *The Phonics Handout*. Essex: Jolly Learning, Ltd.
- Loyd, S., & Werman, S. (2003). *Jolly Dictionary*. Essex: Jolly Learning, Ltd.
- Moon, J. (2000). *Children Learning English*. (1st ed.). Oxford: Macmillan Education.
- Morgan, S. (2008). *Incredible Animals*. (1st ed.). London: QED Publishing.
- Murphy, R.M. (1997). *Essential Grammar in Use*. (2nd ed.). Cambridge: Cambridge University Press.
- Peregoy, S.F. et al. (2005). *Reading, Writing and Learning in ESL*. (3rd ed.). White Plains, NY: Addison Wesley Publishing Company.
- Rauff, R. (1994). *Wonderful World of English*. (1st ed.). Chicago, IL: World Book, Inc.
- Reed, C. (2007). *500 Activities for the Primary Classroom*. (1st ed.). Oxford: Macmillan Education.
- Rinvolucrí, M. et al. (1995). *More Grammar Games*. (1st ed.). Cambridge: Cambridge University Press.

Web Sites

Unit 1

Game about family

<http://learnenglishkids.britishcouncil.org/en/language-games/paint-the-words/family>

Unit 2

Game about toys

<http://learnenglishkids.britishcouncil.org/en/language-games/find-the-pairs/toys-0>

Unit 3

Game about pet animals

<http://learnenglishkids.britishcouncil.org/en/language-games/paint-it/pets>

Unit 4

Game about numbers 1 to 10

<http://learnenglishkids.britishcouncil.org/en/language-games/balloon-burst/numbers-1-10>

Unit 5

Game about parts of the body and animals

<http://learnenglishkids.britishcouncil.org/en/make-your-own/animal-maker>

Unit 6

Game about classroom objects

<http://learnenglishkids.britishcouncil.org/en/language-games/label-the-picture/classroom>

Unit 7

Game about weather

<http://learnenglishkids.britishcouncil.org/en/language-games/find-the-definition/weather>

Unit 8

Song about daily routine

<http://learnenglishkids.britishcouncil.org/en/songs/the-way>

© **Macmillan Publishers S.A. de C.V. / Ediciones Cal y Canto Ltda.**

© **Bounce in Chile 2014 Reimpresión**

Workbook 1º año básico. Based on: the Bounce series

Additional text	Lina Alvarado Jantus
General Manager	Jorge Muñoz Rau
Academic Consultant	Gloria Caro Opazo
Editor	Marian González Del Fierro
Proofreading	Gloria Caro Opazo
Recording Producer	Rodrigo González Díaz
Recording Engineer	Ignacio Arriagada Maia
Illustrations	Rosie Brooks
General Production	Cecilia Muñoz Rau
Production Assistant	Lorena Briceño González
Cover designed by	María Jesús Moreno Guldman
Layout by	Catherina Pujol Hormazábal
Photos	Banco de Fotos Ediciones Cal y Canto



ISBN 978 956 339 054 4

Nº de Inscripción 212.427

© **Macmillan Publishers S.A. de C.V. / Ediciones Cal y Canto Ltda.**

© **Bounce in Chile 2013**

Workbook 1º año básico. Based on: the Bounce series

ISBN 978 956 339 054 4

Nº de Inscripción 212.427

© **Macmillan Publishers S.A. de C.V. / Ediciones Cal y Canto Ltda.**

© **Bounce in Chile 2012**

Original © Macmillan Publishers. Based on: the Bounce series

Original Text © Julie Kniveton and Angela Llanas 2004

Design and illustration © Macmillan Publishers Limited 2004

Design development and page make up by Ben Cracknell Studios.

Illustrated by Peter Richardson; Sean Longcroft @ Just for Laffs.

Cover design by DW design.

Commissioned photographs by Dean Ryan.

Workbook 1º año básico

ISBN 978 956 339 021 6

Nº de Inscripción 212.427

All rights reserved; no part of this publication may be reproduced, stored in a retrieval system, transmitted in any form, or by any means, electronic, mechanical, photocopying, recording, or otherwise, without the prior written permission of the publisher.

Impreso RR Donnelley Chile

Se terminó de imprimir 210.000 ejemplares en el mes de enero de 2014.



EDICIÓN ESPECIAL PARA EL MINISTERIO DE EDUCACIÓN
PROHIBIDA SU COMERCIALIZACIÓN

